

Who Cares for Kansas Children?

Early Education Workforce Study

2010 Regional Child Care Profile



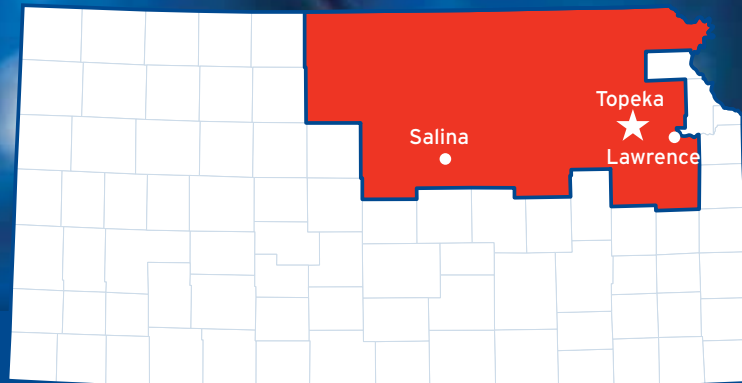
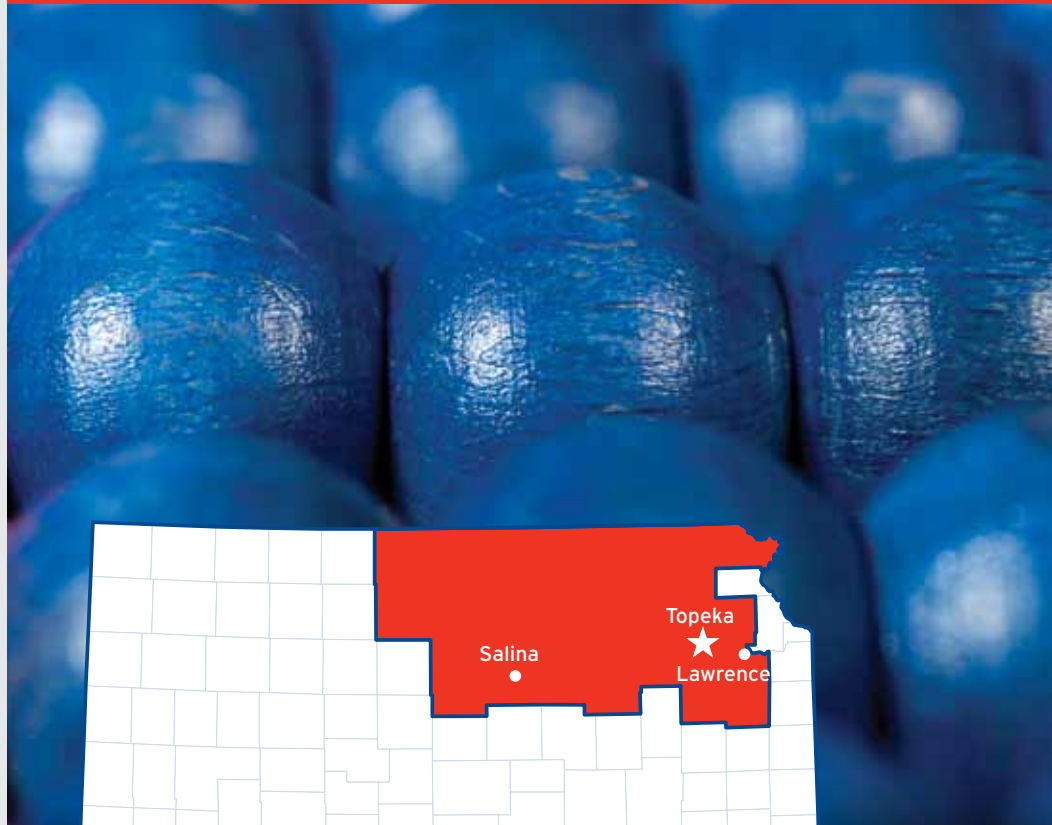
About this study

In 2010, the *Who Cares for Kansas Children? Early Education Workforce Study* was conducted.

Early childhood professionals were surveyed about their employment. Their responses were used to develop the *2010 Kansas Child Care Workforce Profile*.

Families were surveyed about the service they received after utilizing a child care resource and referral agency. Their responses, combined with other statistical resources, were used to create state, regional, and county profiles.

The result is a collection of reports (pictured above) that provides a detailed picture of the child care workforce and the families who need child care in Kansas.



Child Care Aware® of Northeast & North Central Kansas

1710 SW 10th, Suite 215, Topeka, KS 66604
(Satellite offices in Salina and Lawrence)
785-357-5171 or Toll Free 800-279-2372
www.nenc.ks.childcareaware.org

Counties Served: Brown, Clay, Cloud, Dickinson, Doniphan, Douglas, Ellsworth, Franklin, Geary, Jackson, Jefferson, Jewell, Lincoln, Marshall, Mitchell, Morris, Nemaha, Osage, Osborne, Ottawa, Pottawatomie, Republic, Riley, Saline, Shawnee, Smith, Wabaunsee and Washington

Demographics of Region

Population

Population of Region	679,113
Children Under 5 years	46,135
Children 5 to 9 years	44,206

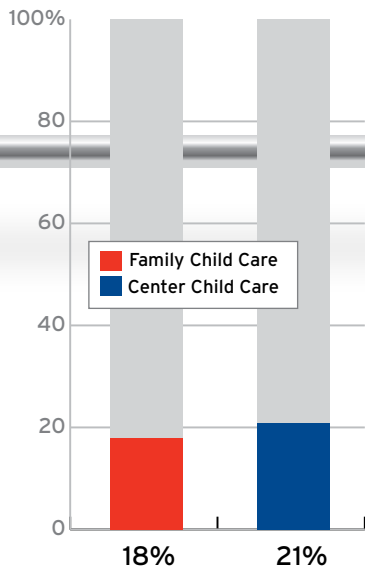
Income and Unemployment

Median Family Income	\$54,830
Unemployment Rate	5%

Affordability of Child Care

In the region, annual costs for the care of an infant and a preschool-age child ranges from 18% to 21% of median family income, based on the type of care:

Regional Median Income

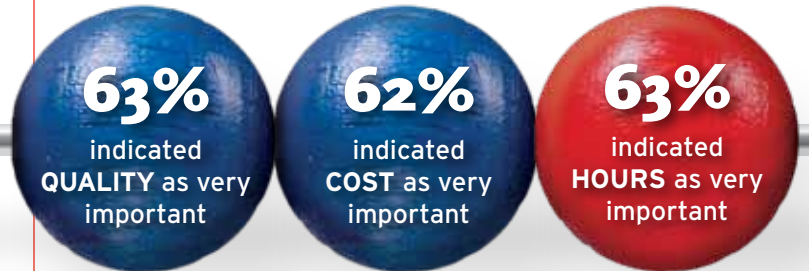


Median Income
\$54,830

Choosing Child Care

What Families Want

Percentage of families rated the following criteria as very important when choosing child care:



Quality Initiatives

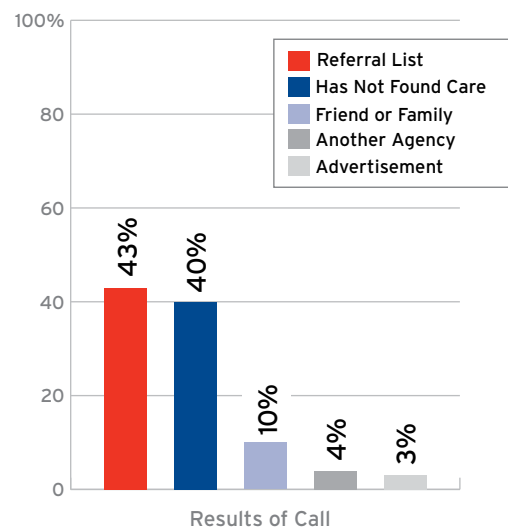
Quality initiatives are programs that educate early childhood professionals and improve the quality of programs serving children and families. The chart is a sample, other quality initiatives are available in Kansas.

2010 Provider Participation

Early Childhood Associate Apprenticeship Program apprentices	28
T.E.A.C.H. Early Childhood® Kansas participants	78
Child Care WAGE\$® KANSAS participants	156
Kansas Quality Rating and Improvement System (KQRIS) participants	45
Family Child Care (NAFCC) accredited	7
Child Care Centers (NAEYC) accredited	12
School-Age Programs (NAA) accredited	1

Finding Care

Families indicated the following about finding care (may have chosen more than one option).



Services Provided

Child Care Resource & Referral Services

Supporting families:

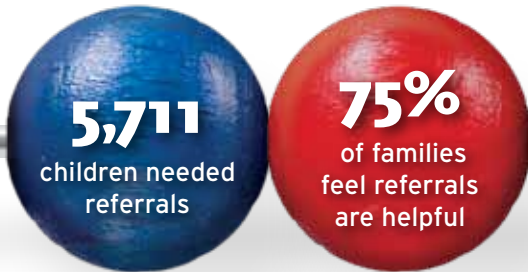
- Helping families balance the demands of work and family
- Providing child care referrals and consumer education services

Supporting the child care workforce:

- Assisting existing and prospective individuals and programs that care for and educate children
- Providing professional development opportunities
- Working to increase the availability, affordability and quality of child care

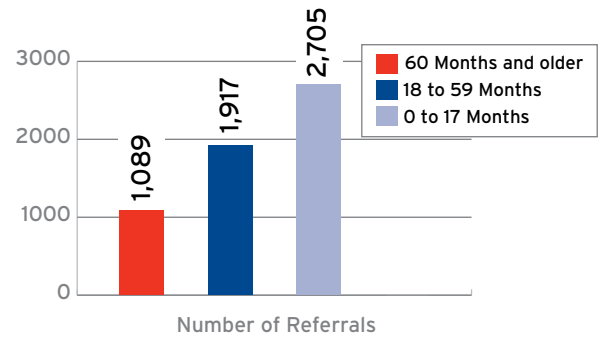
Supporting communities and the State:

- Working to create appropriate policies on family and children issues
- Generating additional resources for the care, development and learning of all children

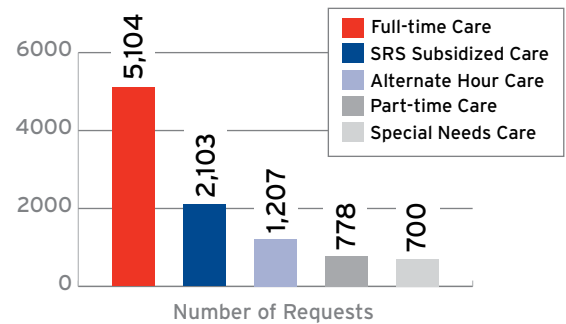


70% of families rated the child care resource and referral agency as providing good to excellent information (customer service) about quality child care and educational opportunities.

Age of Children Needing Care



Types of Care Needed



Availability and Capacity

	Number of Facilities	Total Capacity
Family Child Care	1,638	15,811
Family Child Care with SRS agreement	1,112	10,752
Child Care Centers	295	8,849
Child Care Centers with SRS agreement	169	5,044
School-Age Programs	72	4,079
Head Start/Early Head Start	22	640
Preschools	59	1,055





Resources:

Child Care Aware® of Kansas
Kansas Department of Health and Environment
Kansas Department of Social and Rehabilitation Services
Kansas Department of Labor
National After School Association
National Association for Family Child Care
National Association for the Education of Young Children
U.S. Census Bureau: American Community Survey
Bureau of Labor Statistics



PO Box 2294, Salina, KS 67402-2294
877-678-2548 • www.ks.childcareaware.org



915 S.W. Harrison St., Topeka, KS 66612
888-369-4777 • www.srs.ks.gov

Produced by Child Care Aware® of Kansas.

Funded by the American Recovery and Reinvestment Act (ARRA) as administered by the Kansas Department of Social and Rehabilitation Services.

Publication Date: September 2011.