





How to Download a PDF

1. Open document from our website.
2. Click **DOWNLOAD** or **SAVE** in the top right corner.  
IF THE DOWNLOAD GOES DIRECTLY TO THE BOTTOM OF YOUR SCREEN, JUMP TO SECTION BELOW
3. If prompted, select **DESKTOP** on the left side of the screen.
4. Select **SAVE**.
5. It will now appear on your home screen or at the bottom of the screen.
6. Open file.
7. **Jump to 6 in the section below.**

How to Save Document

1. Open file from the bottom of your screen.
2. Before beginning, in the top left corner, select **FILE**. 
3. It will dropdown a menu, select **SAVE**.
4. If prompted, select **DESKTOP** and click **SAVE**. 
5. It should now appear on your home screen.
6. When completing the application, in the top left, click **SAVE** often.
7. When finished, click **SAVE** and close document.